




10 Minute Challenges - Autumn 2 - Week 4 - 25/11/24

<p>Task 1</p>	<p><u>Challenge:</u></p> <p>This week we have completed our final group of letters - 'Zig Zags'. Like we have been for the past few weeks, please practice the two letters below (as well as any other letters that we've practiced in Year 2. You can practice writing these letters in 'real' words and 'Alien' words. Next week we will have a quick recap on capital letters and their sizing before starting to learn some joining techniques.</p>  <p>The handwriting practice section consists of two rows of three-line guides (top, middle, bottom). The first row contains eight 'X' characters, each formed by two intersecting diagonal lines. The second row contains eight 'Z' characters, each formed by three horizontal lines connected by diagonal lines. Below these rows are several blank three-line guides for independent practice.</p>
<p>Task 2</p>	<p>Year 2 did an INCREDIBLE job in our Children in Need performance on Friday and really wowed myself and Mrs Wheatley with how well they learnt the song in only a week - especially after selecting the trickier song. We are now going to be beginning to learn our Christmas song ready to perform at Pershore Abbey - it's not that far away. Next week we will be getting into groups and assigning verses but this week we are going to focus on nailing the chorus!</p> 
	<p>Let's go, let's go, let's go, let's go: Down to the town, there's someone to be found. Let's go, let's go, let's go, let's go: Search for the boy, who will bring us all joy! Let's go, let's go, let's go, let's go: We're the shepherds and here's our plan Let's go, let's go, let's go, let's go: Find Baby Jesus in Bethlehem</p>  <p>The video thumbnail shows a man in a blue jacket standing in a snowy field. The text overlaid on the image reads: "We sat in the fields with our flocks that night, The angel came..."</p>

Task 3 In our phonics assessment we've noticed that our knowledge of the sounds has improved fantastically but we still need work on reading the sounds in longer words. Below are some longer words including some sounds that your children will have been learning over the past few weeks. Please practice reading these words but remember we are aiming for speedy reading so **repetition is key**.
 Help: If you're struggling to read the word speedily, draw dots / dashes first to help you. There is also a helpful poster of the sounds in the back of the children's diaries.

purple	surprise	river	person
yogurt	burger	chapter	camera
Saturday	bursting	helicopter	understand
towel	shower	painted	railway
growling	allowed	afraid	contain
cowboy	flower	rainbow	complain

Task 4 Aboriginal Dot Art

This week we're off to the continent of Australasia for a little art work. For Friday's show & tell, can you create your own Aboriginal art work? Research the artwork, the colours Aboriginals used (and why) as well as where they found their inspiration before having a go yourself. Your artwork can be on paper or even perhaps on rocks or bark like the Aboriginals would have.

Don't forget to recap where this week's focus continent is on a world map or using Google Earth. Can you remember **and locate** the three continents we have visited so far?

Child friendly information and ideas can be found at:

