




10 Minute Challenges - Spring 1 - Week 3 - 20/01/25

<u>Challenge:</u>	
Task 1	<p>Over the past two weeks we have been practicing the horizontal joining technique (the horizontal joins the children were practicing for 10-minute challenge last week). Next week (we haven't as yet) we will be practicing the diagonal joining technique. Please, like we did last week, practice the letters, the common joins and writing out the sentences on the lines provided.</p> <p><b>Diagonal Join Practice</b> These letters join diagonally to the next letter:</p> <p>a c d e h i k l m n u </p> <p><b>Practise these common diagonal joins:</b></p> <p>an co di ei hu im ka li ma np ui</p> <hr/> <p>A banana is nice in cream.</p> <hr/> <p>Hide that bright light.</p> <hr/>
Task 2	<p>Although we will be continuing to recap the 2 and 10X tables over the coming weeks and testing the children on the table that they are currently working on, we will also be introducing the 5X table. Watch out for 5X being added to TT Rockstars for those that are ready. I've had a look at the Times Table the children are working on and the data on TT Rockstars and there is a clear correlation between times played and how far the children are with their Times Tables. We are learning them in school but the children need to have some time to practice.</p>  
Task 3	<p>Our topic this ½ term focuses on the Victorians. Last week in class we learnt about some Victorian toys and even started making some of our own toys. We will continue to look at what materials they were made from, how you would play with them as well as how they are similar / different to our own toys. Read the 60 second read and answer the questions to find out some more information on Victorian toys.</p>

## Victorian Toys

8 Victorian toys were usually made from wood, metal  
16 and paper. The toys that Victorian children had  
26 were very different if their family was rich or poor.  
34 Children from rich families played with toys such  
42 as clockwork train sets, toy soldiers, rocking horses,  
51 china dolls and dolls houses. In many homes, the  
61 only toy children could play with on a Sunday was  
69 Noah's Ark, because it was from the Bible.  
74 Children from poor families played  
80 with homemade toys such as peg  
85 dolls. Rags were stuffed with  
91 sawdust to make balls and toy  
97 animals. If they were lucky, poor  
101 children were sometimes bought  
105 cheap penny toys from  
107 the market.



## Questions



1. What materials were Victorian toys made from?

\_\_\_\_\_



2. Can you find an adjective used to describe the poor families' toys?

\_\_\_\_\_



3. Why do you think children were **lucky** if they were bought cheap penny toys?

\_\_\_\_\_

\_\_\_\_\_



4. Number these sentences 1-3 to show the order that we find out about these things in the text.

- What children from poor families played with.
- What Victorian toys were made from.
- What children from rich families played with.

Task  
4

As explained last week we will be moving onto recapping the oceans we learnt about in Autumn 2 from next week. This week we will finish off our exploration of the continents.

### The African 'Big 5'

Our last continent is Africa. I imagine when the children think of Africa they think of all of the incredible wildlife soooo this week the focus is an African animal, do with it as you please! This can be art, it can be facts, it can be junk model it could be bringing in a lion! It's your choice.

